

PEECO® E-SERIES

FLOW




MADE IN USA

For Hazardous Locations

Maximum pressure: 10,000 PSI | Maximum temperature: 300°F (STD) -150° to +1500°F available

MODEL HP-F Explosion-Proof Flow Switch

Primary Construction Material: Carbon Steel
Connection: Flanged Top Mount
Standard Size: 2" 150# or 300# RF Flange
Optional: Any Size, Style & Rating
Line Size: 2-1/2" and Larger
Setting Type: Adjustable



- **Reliable.** PEECO flow actuated switches are simple mechanical devices. Movement and friction are quite minute, giving longer life with accurate repetition.
- **Positive.** Properly designed, there is nothing to interfere with the action. A change in flow conditions mandates the proper response from the PEECO Flow Actuated Electrical Switch.
- **Capable.** Designed for your application with minimal pressure drop, the PEECO Flow Actuated Electrical Switch is completely field adjustable, available in any electrical rating desired, any type of connection, most metals, Teflon® and plastics. Explosion proof and non-explosion proof.
- **Functional.** Based upon the principle of direct actuation by the flow of pipe or duct media such as liquids, slurries, fine powders, etc. The PEECO Flow Actuated Electrical Switch will reliably indicated any change in flow conditions. Peeco Flow Actuated Electrical Switches are unique in the field of flow controls. They are not a standard shelf item, but are specifically designed to accommodate your application. Maintenance free in lines from 1/16" to 12 ft. or larger.

The explosion proof model HP-F is a rugged, heavy duty unit exceeding all UL Code requirements. Utilizing 1/4" thick Heat treated aluminum cover with 5 fully engaged threads, these units are designed to encapsulate any internal explosion. All H-Series models meet Class 1, Group D requirements for use in hazardous locations. The housing & cover are both made of heat treated aluminum T-356 and are epoxy coated (*for extra protection*). In lieu of a bellows assembly a solid rod extends through a flexure tube brazed or welded into a S.S. ball fixture. Unit has been successfully field tested up to 10,000psi. Wall thickness of the flexure tube will vary with pressure requirements. This model is recommended for all pressures over 600 psi. Each of the four basic styles shown are adaptable to many other fittings and configurations.

Actuated by flow - not pressure. No need to be concerned with minimum and maximum flow ... you state your requirements, Peeco will accommodate them. From -450° F to +1500° F. From high vacuum service to 10,000 psi. Fully field adjustable over the entire range (less than 10% dead band/differential between make and break).

The desired flow indication - increase, decrease, reverse - is transmitted mechanically from the line media by deflection of the paddle through the stem and bellows or flexure tube assembly, causing micro-switch actuation and resultant electrical contact for transmission of signal to whatever ultimate point desired.

Base travel of the stem is 1/16". Standard Micro-switch travel is approximately .005"

STANDARD MATERIALS OF CONSTRUCTION:

Cover: Heat Treated Aluminum 356-T6
Housing: Heat Treated Aluminum 356-T6
Body: Steel (ASTM 108-99 & A29-99)
Flexure Tube: 316 Stainless Steel
Stem Paddle: 302, 303 Stainless Steel
Bearings: 440C Stainless Steel Micro Ball
Name Plates: Aluminum
Micro Switch: 15A, 125-250-480 VAC SPDT 1/2 A., 125 VDC

NORTHEAST CONTROLS INCORPORATED

Tel: 1-201-419-6111 | Fax: 1-201-419-6109 | sales@peecoflowswitch.com

www.peecoflowswitch.com



PEECO MODEL HP-F




COMMON OPTIONS & ADDERS

- Cover:** Stainless Steel
- Housing:** By Application
- Body:** 316SS, Teflon, Polypropylene, Kel-F, Kynar, Inconel, PVC
- Flexure Tube:** Any Machinable Metal
- Stem Paddle:** MOST METALS, Teflon, Kynar, Polypropylene, PVC
- Bearings:** 440C Stainless Steel Micro Ball
- Name Plates:** Stainless Steel
- Micro Switch:** 400F, 10A, 125 VDC, Hermetically Sealed, Environment Proof, 600 VAC, 25A, DPDT, and many others. Silver Brazing Alloy: Copper - 15.5%, Silver - 50%, ZINC - 16.5%, Cadmium - 18%. Cadmium free and Copper free Alloys are available.



DPDT STACKED SWITCHES



BI-DIRECTIONAL SWITCHES



STAINLESS STEEL COVER



Shrouded Paddle for High Velocity 7-10 FPS

HIGH VELOCITY FLOW




Rounded Paddle for High Velocity Over 10 FPS

HIGH VELOCITY FLOW




Wider Paddle for Lower Flow Sensitivity

LOW FLOW RATES



DASHPOTS (*Retro-kits available*)

Turbulent Flow & Line "Hammer" Options



STEM DAMPENERS



HIGH TEMPERATURES

NORTHEAST CONTROLS INCORPORATED

Tel: 1-201-419-6111 | Fax: 1-201-419-6109 | sales@peecoflowswitch.com

www.peecoflowswitch.com