

# PEECO® N-SERIES

FLOW



MADE IN USA

For Non-Hazardous Locations

Maximum pressure: 600 PSI | Maximum temperature: 300°F (STD) -150° to +1500°F available

## PEECO MODEL NP-S

**Primary Construction Material:** Carbon Steel

**Connection:** Screwed Mount

**Standard Size:** 1-1/4" Male NPT

**Optional:** Any Size

**Line Size:** 2-1/2" and Larger

**Setting Type:** Adjustable

- × **Reliable.** PEECO flow actuated switches are simple mechanical devices. Movement and friction are quite minute, giving longer life with accurate repetition.
- × **Positive.** Properly designed, there is nothing to interfere with the action. A change in flow conditions mandates the proper response from the PEECO Flow Actuated Electrical Switch.
- × **Capable.** Designed for your application with minimal pressure drop, the PEECO Flow Actuated Electrical Switch is completely field adjustable, available in any electrical rating desired, any type of connection, most metals, Teflon® and plastics. Explosion proof and non-explosion proof.
- × **Functional.** Based upon the principle of direct actuation by the flow of pipe or duct media such as liquids, slurries, fine powders, etc. The PEECO Flow Actuated Electrical Switch will reliably indicated any change in flow conditions. PEECO Flow Actuated Electrical Switches are unique in the field of flow controls. They are not a standard shelf item, but are specifically designed to accommodate your application. Maintenance free in lines from 1/16" to 12 ft. or larger.



MODEL  
NP-S

Encompassing all the features and reliability of our more popular Explosion Proof models, these units are furnished with a slip-on steel cover. This .062 thick general purpose housing can be made weather proof, by utilizing a special "O" ring seal fitted into a machined groove in the body; available on all of the non-explosion proof models. Each of the four basic styles shown are adaptable to many other fittings and configurations. Conduit outlet: 1/2" NPT on all models; 3/4" and metric sizing available.

Actuated by flow - not pressure. No need to be concerned with minimum and maximum flow ... you state your

requirements, PEECO will accommodate them. From -450° F to +1500° F. From high vacuum service to 600 psi. Fully field adjustable over the entire range (less than 10% dead band/differential between make and break).

The desired flow indication - increase, decrease, reverse - is transmitted mechanically from the line media by deflection of the paddle through the stem and bellows or flexure tube assembly, causing micro-switch actuation and resultant electrical contact for transmission of signal to whatever ultimate point desired.

### Standard Materials of Construction:

<b>Cover:</b>	Heat Treated Aluminum 356-T6
<b>Housing:</b>	Heat Treated Aluminum 356-T6
<b>Body:</b>	Carbon Steel, 416SS or 316SS
<b>Bellows:</b>	Seamless 321 Stainless Steel
<b>Stem Paddle:</b>	302, 303 Stainless Steel
<b>Bearings:</b>	440C Stainless Steel Micro Ball
<b>Name Plates:</b>	Aluminum
<b>Micro Switch:</b>	15A, 125-250-480 VAC SPDT 1/2 A., 125 VDC

For Sales & Support Contact:

NORTHEAST CONTROLS INCORPORATED

Tel: 1-201-419-6111 | Fax: 1-201-419-6109 | sales@peecoflowswitch.com

www.peecoflowswitch.com



**Optional Materials of Construction:**

- Cover:** Stainless Steel
- Housing:** By Application
- Body:** 316SS, Teflon, Polypropylene, Kel-F, Kynar, Inconel, PVC
- Bellows:** Nickel Plated SS, Teflon, Polypropylene, Kynar, PVC
- Stem Paddle:** MOST METALS, Teflon, Kynar, Polypropylene, PVC
- Bearings:** 440C Stainless Steel Micro Ball
- Name Plates:** Stainless Steel



MODEL  
NP-S




**Micro Switch:** 400F, 10A, 125 VDC, Hermetically Sealed, Environment Proof, 600 VAC, 25A, DPDT, and many others. Silver Brazing Alloy: Copper - 15.5%, Silver - 50%, ZINC - 16.5%, Cadmium - 18%.

**Common Options & Adders:**



DPDT STACKED SWITCHES



BI-DIRECTIONAL SWITCHES



SANITARY TRI-CLAMP /CLOVER



*Shrouded Paddle for  
High Velocity  
7-10 FPS*

HIGH VELOCITY FLOW




*Rounded Paddle for  
High Velocity  
Over 10 FPS*

HIGH VELOCITY FLOW




*Wider Paddle for  
Lower Flow Sensitivity*

LOW FLOW RATES



DASHPOTS (*Retro-kits available*)

*Turbulent Flow  
& Line "Hammer"  
Options*



STEM DAMPENERS



*HEAT DISSIPATION  
RINGS*

HIGH TEMPERATURES

*For Sales & Support Contact:*

**NORTHEAST CONTROLS INCORPORATED**

Tel: 1-201-419-6111 | Fax: 1-201-419-6109 | sales@pecoflowswitch.com | www.pecoflowswitch.com

sales@pecoflowswitch.com